


Sears

TELE-GAMES[®]

SLOTS

GAME INSTRUCTIONS



FOR 1 OR 2 PLAYERS

GAMES

Use your Joystick Controllers with this Tele-Games® Cartridge. Be sure the controllers are firmly connected to your Video Arcade™. See page 4 of your owner's manual for details. Hold the controller with the red button to your upper left toward the television screen. For one-player games use the right controller.



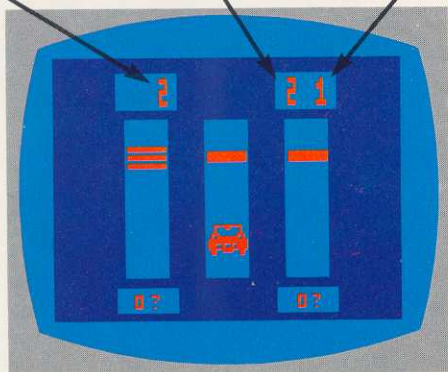
Note: To prolong the life of your Video Arcade and protect the electronic components, the console unit should be OFF when inserting or removing a Tele-Games® Cartridge.

HOW TO PLAY

GAME
NUMBER

NUMBER OF
PLAYERS

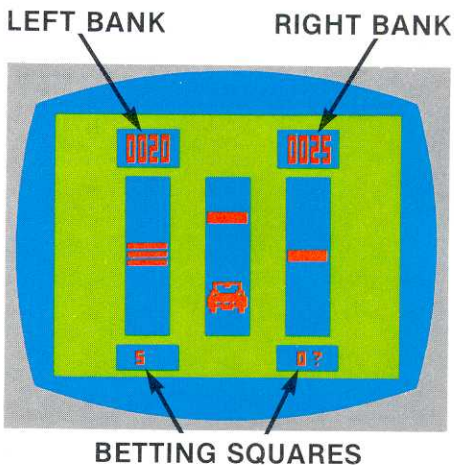
NUMBER OF
PAYLINES



Depress the console's **GAME SELECT** switch to choose the particular slot machine you wish to play. Each "Machine Playfield" features a specific number of players and "paylines." (See matrix on back cover for the game number of each variation.) The game number appears in the upper

left corner of each Machine Playfield. The first number in the upper right corner refers to the number of players; the second number refers to the number of paylines.

Depress the game **RESET** switch to start play. The numbers in the upper right and left corners change to **25** in games 2, 4, 6, and 8, which are two-player games. This is the number of coins each player receives in their “bank” to begin betting. In games 1, 3, 5, and 7, which are one-player games, the number in the upper left corner changes to **24**.



This occurs because the computer has made its initial bet and subtracted one coin from the original 25-coin bank.

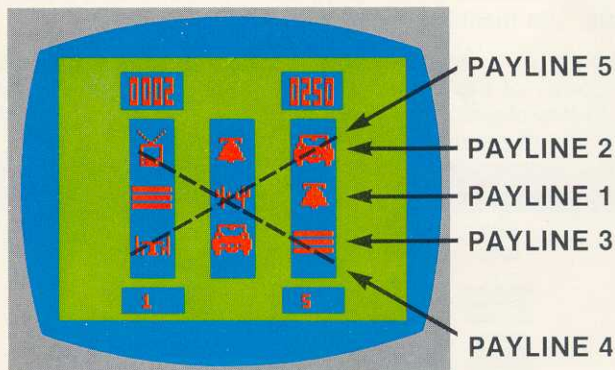
The numbers in each lower corner of the Machine Playfield show how much is being “bet” by each player. A question mark appears in each player’s betting square.

Note: The Skill Switches have no effect on games in this Tele-Games® Cartridge.

HOW TO BET

Use the red button on your Joystick Controller to place your bet. You can bet up to five coins each time. Games 3, 4, 7, and 8 have a maximum of five paylines. Each bet of one

coin increases the chance of adding to your bank. For example, bet three coins and you may win a jackpot on either the first, second, or third paylines.



Games 1, 2, 5, and 6 only “pay” on the center line (or payline 1). In these games, the more you bet (up to five coins) the more you add to your bank.

After placing your bet, pull back on your Joystick to spin the reels of the slot machine. In two-player games, both players must do this to spin the reels. The game ends when one player’s bank is “broke”. To continue play depress the game **RESET** switch once. This adds 25 coins to each player’s bank. (The game may end with one player going broke, while the other player has coins remaining. When the game **RESET** switch is depressed once, the player who went broke is given 25 coins, while the player with coins remaining receives 25 coins plus the amount left when the game ended.)

In one-player games, you are competing against the computer. The computer makes a random bet for each play. The game ends if you or the computer go broke. To continue play depress the game **RESET** switch once. This adds 25 coins to each bank. As in two-player games, the player with coins remaining when the game ends does not lose those coins when the game **RESET** switch is depressed once.

Depress the game **RESET** switch TWICE to reset each player’s bank to 25 coins, for all one- and two-player games.

SCORING




























Your slot machine game "pays off" the same as a 3-wheel, 20-stop, slot machine found in a gambling casino.

The score for a one-player game is displayed in the upper right corner of the screen. The computer's score is on the left. In two-player games, the right player's score is on the right; the left player's score is on the left.

For Jackpot Games (Games 1 to 4):

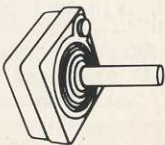
ANY BAR	ANY BAR	ANY BAR	20
			100
			200

For Payoff Games (Games 5 to 8):

			2
			5
			10
			10
			14
			14
			18
			18
			100
			200

SLOTS

Use your Joystick Controllers with this Tele-Games® Cartridge. Hold the controller with the red button to your upper left, towards the television screen. Be sure the controllers are firmly connected to your Video Arcade™.



JACKPOT GAMES				PAYOFF GAMES			
1	2	3	4	5	6	7	8
1	2	1	2	1	2	1	2

Game Number

Number of Players

Center Pay Line

Up to 5 Pay Lines