

# Song Mate™

## Instruction Manual

This is an introduction program for composing simple music with Compumate™. You will be introduced, step by step, the basic idea of music construction and appreciation.

### Contents

**Side A** Introduction program for young composer.

**Side B** Twelve songs (as examples):  
They include:

- |                          |  |
|--------------------------|--|
| 1) (i) Morning           | (ii) The Harebell                      |
| 2) (i) Old Folks at Home | (ii) Home Sweet Home                   |
| 3) (i) Little Sailors    | (ii) Minuet                            |
| 4) (i) Christmas Melody  | (ii) The Old Man                       |
| 5) (i) At the Pond       | (ii) The Animals went in<br>Two by Two |
| 6) (i) The First Noel    | (ii) Cradle Song                       |

(One song will be stored in each buffer 1 and 2 whenever loading has completed each time.)

Further descriptions on the tape loading and program instructions. You are assumed that you have read the General Tape Loading Procedures from the back of the cassette hanging card. Before carrying out the described steps, you have to make sure that the Music Mode should be selected on point 5 (i.e. press **FUNC** and **MUSIC** keys simultaneously).

Before going any further, please revise some of the keys function, eg **FUNC/GET**, **FUNC/SPACE**, **FUNC/END**, **1** and **2** and **1** and **2** keys etc. at the music mode, from the Compumate™ user's manual.

### Notice:

- 2 keys enclosed by a rectangle means both keys are pressed together.
- Before you enter any note, first you have to go back to the 1st note by pressing **FUNC/SPACE** otherwise the Compumate will not allow you to enter any note because the time between the 1st note of channel 1 and 1st note of channel 2 will be non-defined.

### Introduction program for young composer.

Go through tape loading step 1-7



Press 'STOP' when you hear the short melody.

## 1 Demo Song

Please try your best to distinguish the differences in melody of the same song 'Long Long Ago' among buffer **1**, **2** and **3**. Press buffer keys **1**, **2** and **3**.

Press **1** The song 'Long Long Ago' is played.



Press **2** The same song, but the rhythm is changed.



Press **3** A new melody from the same song.



## 2 One Key Playing

Please try your best to get the correct rhythm for the song 'Long Long Ago' by pressing key **6**.



1. Press **FUNC/LOAD**



4. Press **1** or **2** **AUTOPLAY**

The song 'Long Long Ago' is played on channel one but the duration of each note is identical.

5. Press **3** Try to play the song and get the correct duration of each note by pressing the key **6**.

6. Press **1** **AUTOPLAY**. Then you can hear the melody that you have entered.

If your rhythm is incorrect, start once again by—

- (i) Holding the keys **FUNC/SPACE** until it returns to the 1st note, or
- (ii) Press **FUNC/NEW** - **FUNC/GET** - **1**

## 3 Harmony Playing

Key in the Harmonic notes in channel 1, and then enjoy this dual channels music playing.

1. Press **FUNC/LOAD**



1. Press **1**



The song has no harmonic notes at channel 2.

2. Press **FUNC/GET** Press **1**

3. Press **2** Turns to channel 2

4. Key in the notes 5. Press **AUTOPLAY**

**I HEAR THUNDER**

001	Me	o	o	011	So	o	o
002	Me	o	o	012	Me	o	o
003	Do	o	o	013	Me	o	o
004	Re	o	o	014	Fe	o	o
005	Me	o	o	015	So	o	o
006	Do	o	o	016	Me	o	o
007	Re	o	o	017	Fe	o	o
008	Me	o	o	018	Te	o	o
009	Me	o	o	019	Fe	o	o
010	Fe	o	o	020	Me	o	o

**WE WISH YOU A MERRY CHRISTMAS**

001	Rt	o	o	012	So	o	o
002	Me	o	o	013	Te	o	o
003	Fa	o	o	014	Te	o	o
004	Is	o	o	015	Te	o	o
005	So	o	o	016	Me	o	o
006	Do	o	o	017	Do	o	o
007	La	o	o	018	Me	o	o
008	Fe	o	o	019	Fe	o	o
009	Do	o	o	020	So	o	o
010	Do	o	o	021	So	o	o
011	Me	o	o	022	Do	o	o

1. Press **3**
2. Press **FUNC/GET** Press **2**
3. Press **2**
4. Key in the notes
5. Press **AUTOPLAY**

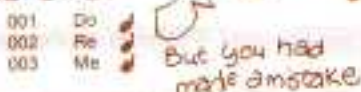
### NOTICE A

If you want to enter

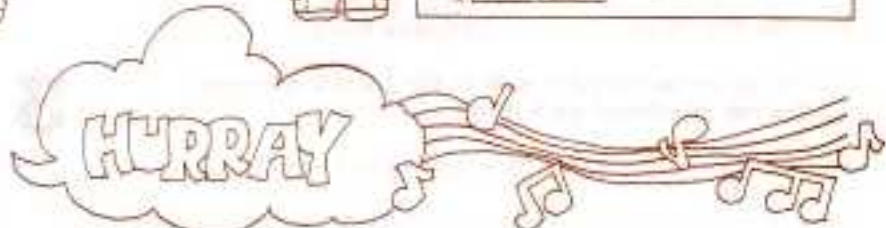
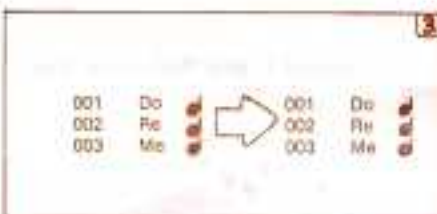
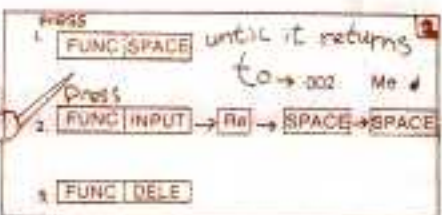


### NOTICE B

If you want to enter



But you had made a mistake



## 5 Melody Playing (2)

Key in the Melodic-notes in channel 2.

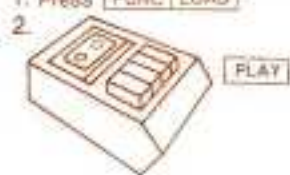
1. Press [FUNC] [LOAD]



## 4 Melody Playing (1)

Key in the Melodic-notes in channel 2

1. Press [FUNC] [LOAD]



## HERE WE GO ROUND THE MULBERRY BUSH

001	Do	012	Re	023	Me
002	Do	013	Do	024	Do
003	Do	014	La	025	Do
004	Do	015	La	026	Do
005	Me	016	So	027	Re
006	So	017	Do	028	Re
007	Me	018	Do	029	So
008	Do	019	Do	030	La
009	Do	020	Do	031	La
010	Re	021	Me	032	Do
011	Re	022	So	033	Do

1. Press [1]
2. Press [FUNC] [GET] Press [1]
3. Press [2]
4. Key in the notes.
5. Press [AUTOPLAY]

## GOSSEY GOSSEY GANDER

001	Do	015	Fa	029	So	043	La
002	Re	016	Me	030	So	044	Fa
003	Do	017	Me	031	So	045	Fa
004	Me	018	Me	032	La	046	Me
005	So	019	Re	033	La	047	Me
006	So	020	Fa	034	La	048	Re
007	La	021	Re	035	Do	049	Me
008	La	022	La	036	So	050	Do
009	La	023	Do	037	So	051	Fa
010	Do	024	Do	038	So	052	Me
011	So	025	Do	039	La	053	Re
012	So	026	Re	040	So	054	Do
013	Fa	027	Do	041	So		
014	Fa	028	Me	042	Me		

1. Press [2]
2. Please key in the notes.

## OH SUSANNA

001	Do	016	Re	031	Re	046	Me
002	Re	017	Do	032	Do	047	So
003	Me	018	Re	033	Fa	048	So
004	So	019	Me	034	Fa	049	La
005	So	020	So	035	So	050	So
006	La	021	So	036	La	051	Me
007	So	022	La	037	La	052	Re
008	Me	023	So	038	La	053	Do
009	Do	024	Me	039	So	054	Do
010	Do	025	Do	040	So	055	Re
011	Re	026	Do	041	Me	056	Me
012	Me	027	Re	042	Do	057	Me
013	Me	028	Me	043	Re	058	Re
014	Re	029	Me	044	Do	059	Re
015	Do	030	Re	045	Re	060	Do

1. Press [1]
2. Please key in the notes.

## CRADLE SONG

001	Me	015	Re	029	Do	043	Do
002	Me	016	Me	030	Re	044	Do
003	So	017	Fa	031	Do	045	Do
004	Me	018	Re	032	Do	046	La
005	Me	019	Re	033	Do	047	Fa
006	So	020	Me	034	La	048	So
007	RT	021	Fa	035	La	049	Me
008	Me	022	RT	036	So	050	Do
009	So	023	Re	037	Me	051	Fa
010	Do	024	Fa	038	Do	052	Me
011	Te	025	Te	039	Fa	053	Re
012	La	026	La	040	So	054	Do
013	La	027	So	041	La		
014	So	028	Te	042	So		

1. Press [2]
2. Please key in the notes.

