


A VIDEO  
GAME CARTRIDGE FROM  
 PARKER BROTHERS

*super*  
**Cobra™**

FOR ATARI® AND SEARS® VIDEO GAME SYSTEMS

Super Cobra game graphics © 1982 Konami Industry Co., Ltd. Super Cobra  
is a trademark of Konami Industry Co., Ltd. and used by Parker Brothers under authorization.

Rules © 1983 Parker Brothers, Beverly, MA 01915. Printed in U.S.A.

## **OBJECT**

Brush off your ace piloting skills because you're about to take off on a hair-raising adventure: air surveillance of unfriendly territory. This means a 10,000-mile obstacle course through ever-changing terrain ... over craggy mountain tops, around tall city buildings, through long jagged tunnels. And that isn't all! The course is just rigged with chopper-stopping weapons like igniting rockets, heavy ground artillery, flying fireballs, and falling mines.

Every 1,000 miles of terrain brings ever-increasing challenges and ever-certain ... danger. But a handsome payoff lies at the end for anyone who's got what it takes.

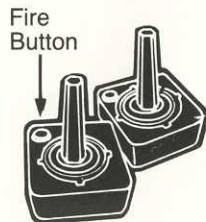
## **SETTING THE CONSOLE CONTROLS**

1. Since this is a one-player game, plug the Joystick controller firmly into the LEFT controller jack.
2. Select a game speed: SLOW, MEDIUM, or FAST. (These are the speeds at which your chopper flies.) To do this, simply press down the GAME SELECT switch. **If you skip this step, you'll automatically get the MEDIUM speed.**
3. Press GAME RESET and you're ready to fly.

## **THE JOYSTICK**

Use the Joystick to maneuver your chopper up, down, and to the right. When you move left, the chopper "hovers."

Each press of the FIRE BUTTON releases one missile, then drops one bomb.



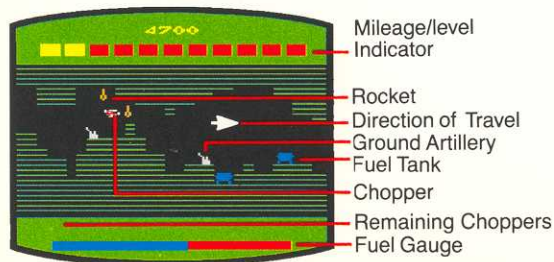
## “PAUSE” BUTTON

If, at any time during the game, you wish to “freeze” the action and your score on screen, press the **TV TYPE** switch from “COLOR” to “B-W.” When you are ready to play again, simply reset the switch to “COLOR.”

## PLAYING

You'll start the game with four choppers. The first appears in action while the remaining three wait “on deck” at the bottom of the screen.

As soon as you press **RESET**, start to fly your chopper down screen to the right. The object is to avoid the obstacles that border around the chopper's air route in order to gain points for mileage. Hit an obstacle, and the chopper goes down. When a chopper goes down, the next one comes up and begins at the start of the same level where the last one crashed.



In addition to gaining mileage, try to shoot down for points the weapons scattered throughout the course. You'll find four different types of weapons: ground artillery, rockets, fireballs, and mines. The type of weapon you'll find and whether it's activated or not will differ, depending on the level at which you're playing. Just remember: dodge its fire, don't run your chopper into it, and try to shoot it down for points.




Ground Artillery



Fuel Tank



Rocket



Fireball



Mine

## Fuel Tanks

The blue bar at the bottom of the screen is your fuel gauge. Keep an eye on it because if your fuel runs out, your chopper is out of luck. You can replenish your fuel supply by hitting a fuel tank. As the fuel depletes to a dangerous level, you'll hear a warning sound. This tells you to fly to a tank quick and fill up.

## LEVELS 1-11: THE OBSTACLE COURSE

Notice the band at the top of the screen. Each block in the band represents 1,000 miles of the obstacle course—or one game level. There are 11 levels in all. Every time your chopper enters a new level, its corresponding block turns yellow.

Survive one level (with at least one remaining chopper), and you'll hear a brief musical tune. In a moment, you'll cruise into the next level and a different section of the obstacle course.

Each level not only shows a different air route, but also displays different combinations of active and inactive weapons. Here's a rundown of what you'll encounter in each game level:

---

Level 1: Rockets and ground artillery both inactive.

---

Level 2: Rockets ignite, ground artillery inactive.

---

Level 3: Flying fireballs active.

---

Level 4: Rockets ignite, ground artillery fires.

---

Level 5: Ground artillery fires, rockets ignite.

---

Level 6: Mines inactive, rockets ignite, ground artillery fires, fireballs inactive.

---

Level 7: Mines drop bombs, rockets ignite, ground artillery inactive, fireballs inactive.

---

Level 8: Fireballs active.

---

Level 9: Rockets ignite, mines drop bombs, ground artillery fires.

---

Level 10: Same as Level 9.

---


Level 11: Here's where the booty lies. Ground artillery and rockets both active.

---

## **THE BOOTY**

---

When you reach Level 11, the object is to pick up the booty by swooping down and landing on it. If you can accomplish this, there will be a slight pause in the action. After a brief musical tune, you'll go back to Level 1.



Booty

## **END OF GAME**

---

The game ends when you run out of choppers.

**Special Feature:** If you press the FIRE BUTTON **immediately** after the game ends (within 5 seconds), you'll start again at the beginning of the level where you left off, instead of starting at the very beginning of the game. Your score will begin again at zero.

**To play again at the same speed,** press the FIRE BUTTON or RESET.

**To play again at a different speed,** press GAME SELECT for the speed of your choice. Then press the FIRE BUTTON or RESET.

## **SCORING**

Hitting ground artillery	100 points
Hitting a rocket	50 points
Hitting a fireball	50 points
Hitting a mine	50 points
Picking up booty	5000 points
Points also accumulate as you gain mileage: 900 points for every 1,000 miles travelled.	

If you should have any difficulty operating or playing **SUPER COBRA**, call our Electronic Service Department at these toll-free numbers:

In Massachusetts ..... 1-800-892-0297  
All other states ..... 1-800-225-0540  
(not available in Alaska, Hawaii, or Canada)

Lines are open 8:30 a.m. to 4:30 p.m. (EST) Mon.-Fri. (excluding holidays.)

If you are unable to reach us via the Answer Service Line, write to the Consumer Response Department in the location nearest you:

In the U.S.A.: Parker Brothers, P.O. Box 1012, Beverly, MA 01915.

In Canada: Parker Brothers, P.O. Box 600, Concord, Ontario, Canada L4K1B7.

In the United Kingdom: Palitoy Company, Owen Street, Coalville, Leicester, LE6 2DE England.

In Australia and New Zealand: Toltoys Pty. Ltd., 104 Bourke Road, Alexandria, N.S.W. 2015.

## **180-DAY LIMITED WARRANTY**

PARKER BROTHERS warrants, subject to the conditions below, that if the components of this product prove defective because of improper workmanship or material during the period of 180 days from the date of original purchase, PARKER BROTHERS will repair the product or replace it with a new or repaired unit, without charge, or will refund the purchase price.

### **CONDITIONS:**

1. **Proof of Purchase:** The retail sales receipt or other proof of purchase must be provided.
2. **Proper Delivery:** The product must be shipped prepaid, or delivered to PARKER BROTHERS (address: 190 Bridge Street, Salem, MA 01970, Attention: Quality Control Dept.) for servicing, either in the original package or in a similar package providing an equal degree of protection.
3. **Unauthorized Repair, Abuse, etc.:** The product must not have been previously altered, repaired or serviced by anyone other than PARKER BROTHERS; the product must not have been subjected to an accident, misuse or abuse.

### **REPAIRS AFTER EXPIRATION OF WARRANTY:**

If the product malfunctions after the 180-day warranty period you may ship the product prepaid and enclosed with a check or money order for \$8.00 to Parker Brothers. Parker Brothers will, at its option, subject to the conditions above, repair the product or replace it with a new or

repaired unit, subject to availability of parts. If replacement units or required parts are not available, the \$8.00 payment will be refunded.

EXCEPT TO THE EXTENT PROHIBITED BY APPLICABLE LAW, ALL IMPLIED WARRANTIES MADE BY PARKER BROTHERS IN CONNECTION WITH THE PRODUCT, INCLUDING THE WARRANTY OF MERCHANTABILITY, ARE LIMITED IN DURATION TO A PERIOD OF 180 DAYS FROM THE DATE OF ORIGINAL PURCHASE; AND NO WARRANTIES, WHETHER EXPRESSED OR IMPLIED, INCLUDING THE WARRANTY OF MERCHANTABILITY, SHALL APPLY TO THIS PRODUCT AFTER SAID PERIOD. SHOULD THIS PRODUCT PROVE DEFECTIVE IN WORKMANSHIP AND MATERIAL, THE CONSUMER'S SOLE REMEDY SHALL BE SUCH REPAIR, REPLACEMENT OR REFUND AS IS HEREIN ABOVE EXPRESSLY PROVIDED, AND UNDER NO CIRCUMSTANCES SHALL PARKER BROTHERS BE LIABLE FOR ANY LOSS OR DAMAGE DIRECT OR CONSEQUENTIAL, ARISING OUT OF THE USE OF, OR INABILITY TO USE, THIS PRODUCT.

SOME STATES DO NOT ALLOW LIMITATIONS ON HOW LONG AN IMPLIED WARRANTY LASTS, OR THE EXCLUSIONS OR LIMITATIONS OF INCIDENTAL OR CONSEQUENTIAL DAMAGES, SO THE ABOVE LIMITATIONS OR EXCLUSIONS MAY NOT APPLY TO YOU. THIS WARRANTY GIVES YOU SPECIFIC LEGAL RIGHTS AND YOU MAY ALSO HAVE OTHER RIGHTS WHICH VARY FROM STATE TO STATE.

 **PARKER BROTHERS**