

ATARI[®] 5200[™]

VCS[™] CARTRIDGE ADAPTOR



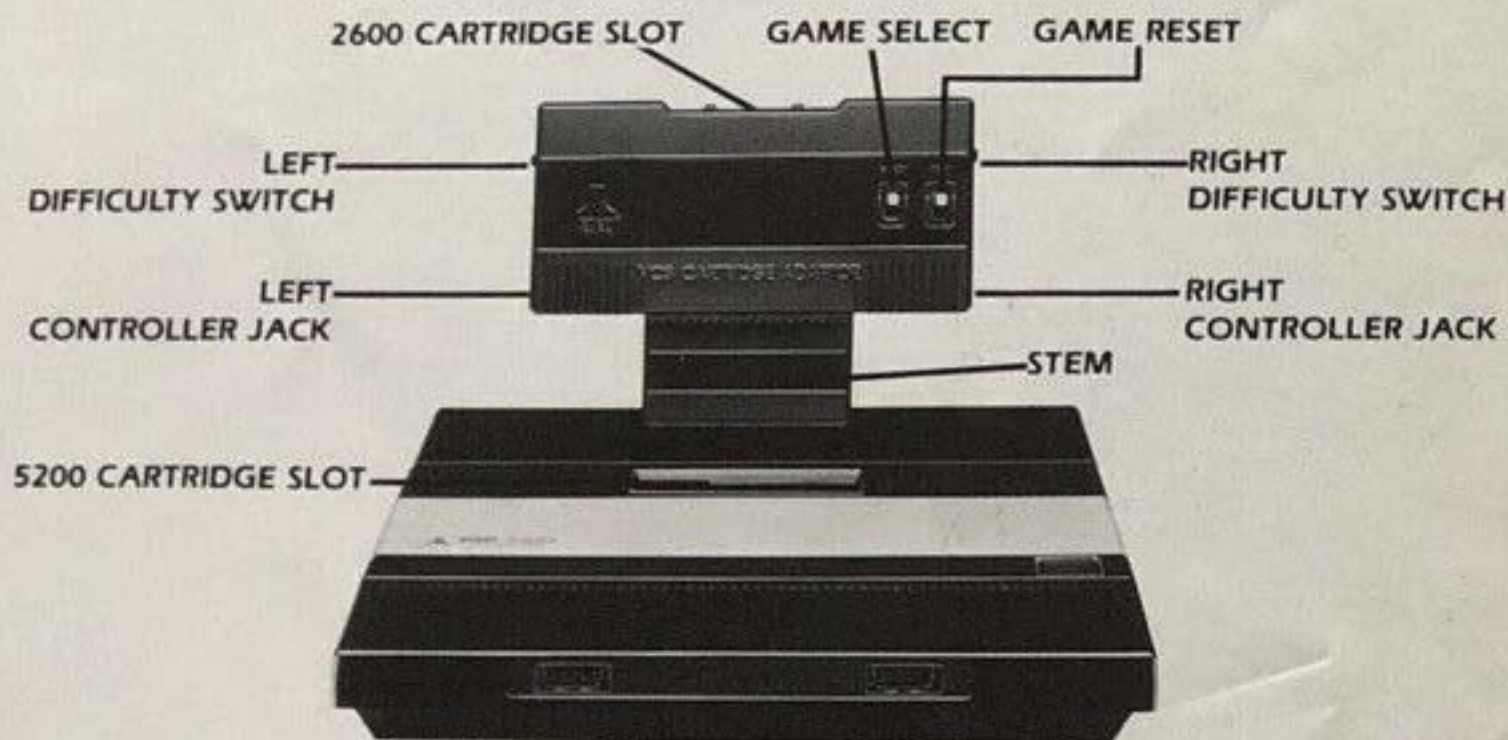
OWNER'S MANUAL
MODEL NO. CX55

IMPORTANT: Please read this manual thoroughly before using your VCS CARTRIDGE ADAPTOR.

INTRODUCTION

Congratulations on the purchase of your ATARI VCS Cartridge Adaptor. Now you can play your favorite ATARI 2600™ games on your 5200™ SuperSystem—it takes only seconds to attach your Adaptor. There are no wires to get tangled, and no additional connections to your television.


The VCS CARTRIDGE ADAPTOR can be used with any 5200 SuperSystem that has two controller ports. The 5200 units with four controller ports can use the Adaptor after a minor modification. An ATARI SERVICESM Center will perform this modification free of charge. Simply take your VCS CARTRIDGE ADAPTOR purchase receipt, along with your 5200 unit, to your local ATARI SERVICE Center. For the location nearest you, call toll-free (800) 672-1404 (in California), or (800) 538-8543 (in the continental U.S.).



1. SETTING UP THE ADAPTOR

- Make sure your ATARI 5200 unit is properly connected to your television.
- Turn the 5200 console POWER switch OFF.

- With the front of the Adaptor facing you, slide the Adaptor stem into the 5200 cartridge slot.



- Plug your 2600 controller into the appropriate controller jack on the side of your Adaptor. For one-player games, use the left controller jack; for two-player games, use both controller jacks. (NOTE: Your 5200 controllers will not work with the VCS Cartridge Adaptor.)

2. USING THE ADAPTOR

- Make sure the POWER switch on your 5200 console is OFF.
- Insert a 2600 game cartridge into the 2600 cartridge slot, with the label facing away from you.
- Turn the POWER switch ON.
- Use the GAME RESET, GAME SELECT, and DIFFICULTY switches as you would on a standard 2600 VCS unit. Please refer to the game instruction manual for information about the use of these switches.
- Turn the 5200 POWER switch OFF and hold the Adaptor firmly when removing a game cartridge.

PRECAUTIONS AND MAINTENANCE

- Be sure that your ATARI 5200 power switch is turned OFF when inserting or removing the VCS CARTRIDGE ADAPTOR, or a 2600 game cartridge.
- Only use ATARI 2600 controllers with the Adaptor.
- Do not expose the Adaptor to extreme temperatures.
- Do not try to force a game cartridge into the Adaptor, or force the Adaptor unit into the 5200 console.
- Store the Adaptor in a clean, dry area.
- Do not drop the Adaptor.
- Be sure to insert the 2600 game cartridge with the label facing **away** from you.



Call toll-free
(800) 672-1404 in California
(800) 538-8543 (Continental U.S.)

COMPLIANCE WITH FCC REGULATIONS

To comply with Federal Communications Commission* (FCC) regulations and to keep your ATARI unit from interfering with television reception on nearby television sets, please observe the following:


• This equipment generates and uses radio frequency energy, and if it is not installed properly, it may cause interference to radio and television reception. It has been type-tested and found to comply with the limits for a Class B computing device in accordance with the specifications in Subpart J of part 15 of FCC Rules, which are designed to provide reasonable protection against such interference in a residential installation. If this equipment does cause interference to radio or television reception, which can be determined by turning the equipment off and on, try to correct the interference by one or more of the following methods:

- reorient the receiving antenna
- relocate the computer with respect to the receiver
- move the computer into a different outlet so that the computer and receiver are on different branch circuits

If necessary, consult the dealer or an experienced radio/television technician for additional suggestions. You may find the following booklet prepared by the Federal Communications Commission helpful: "How to Identify and Resolve Radio-TV Interference Problems."

This booklet is available from the U.S. Government Printing Office, Washington, DC 20402, Stock No. 004-000-00345-4.



A Warner Communications Company 

ATARI, INC., Consumer Division, 1312 Crossman Ave., P.O. Box 61657, Sunnyvale, CA 94086