



SUPER CHALLENGE™ BASEBALL

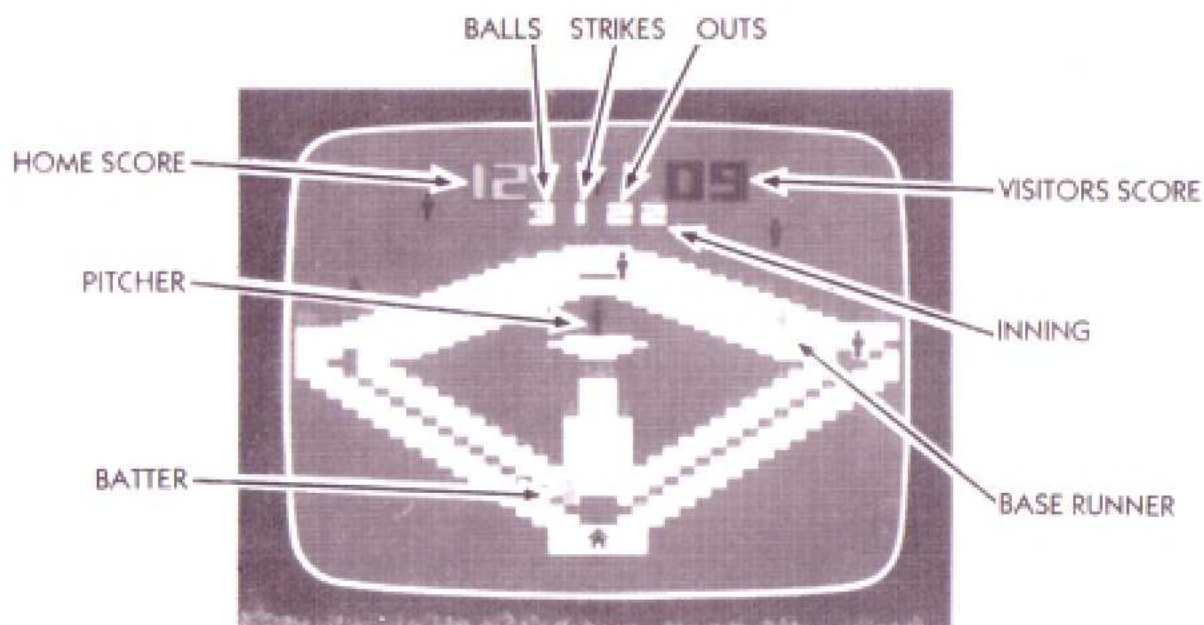
I N S T R U C T I O N S (For 2 Players)

The object of the game is to score the most runs in 9 innings or extra innings to a decision. Most professional baseball rules apply — 3 strikes for an out, 4 balls for a walk, first 2 foul balls count as strikes. Each player controls an 8-man team. One team fields while the other team is up to bat. Home runs, force-outs, double and triple plays can all be made. Batter up!

For Your Atari* 2600 Game System

*ATARI is a Trademark of ATARI, INC.

THE GAME



Each player controls an 8-man team. HOME team is BLUE. VISITORS are RED and always bat first. During the game, the man you select to control changes shape.



When your team is up to bat, you control the batter. When the pitch is right, swing away (by pushing the Red button). Timing on your swing determines where the ball goes. All hits are grounders, so the batter cannot fly out (not even on fouls). If you play the more difficult game, you control the lead baserunner, so you can steal bases. (You can ONLY steal bases on Difficulty Level A.)

When your team is in the field, you control any one man at a time — pitcher, baseman OR FIELDER. (No shortstop.) Pitch inside or outside, or lay the ball right over the plate. Move a fielder to catch your opponent's hit. Then throw the ball to a baseman or tag the runner for the put-out!

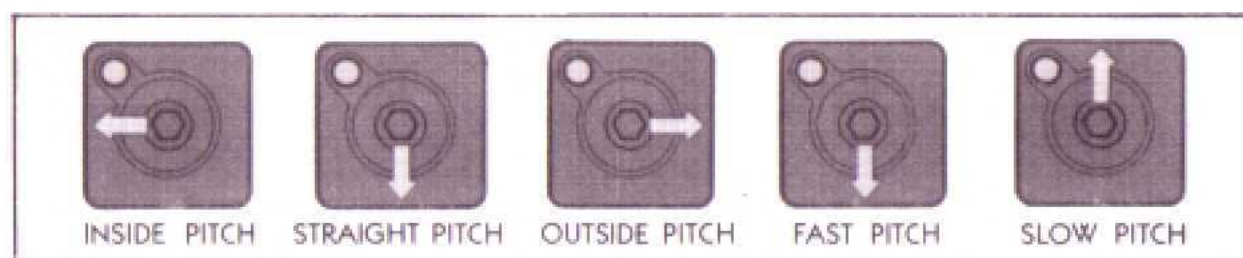
Scoreboard automatically displays Home score, Visitors score, balls, strikes, outs and inning being played. Scoreboard disappears during actual play. IF THE SCORE IS TIED AFTER 9 INNINGS, YOU GO INTO EXTRA INNINGS TO A DECISION. (Home Team still bats last.) Inning number on the scoreboard does not advance beyond 9.

THE CONTROLLERS



Use your joystick controllers with this game. Be sure the controller cables are securely plugged into the back of your game console. Hold the controller so the red button is to your upper left.

TO PITCH:



FOR A FAST PITCH, PULL THE JOYSTICK DOWN, TOWARD YOU.

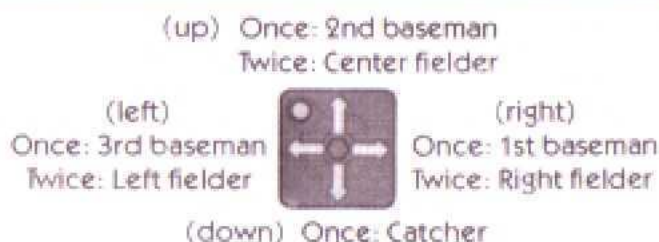
FOR A SLOW PITCH, PUSH THE JOYSTICK UP, AWAY FROM YOU.

Change pitch while the ball is in the air, by moving the joystick.

TO RETURN THE BALL TO THE PITCHER, PRESS THE RED BUTTON.

TO FIELD:

HOLD RED BUTTON DOWN WHILE YOU PUSH JOYSTICK up, down, left or right. PUSH JOYSTICK ONCE for INFIELDER, TWICE for OUTFIELDER.



- 1 If no one has the ball, fielding procedure GIVES YOU CONTROL OVER FIELDER SELECTED. Control over an outfielder is possible ONLY after the ball has been hit to the outfield. USE THE JOYSTICK TO MOVE FIELDER to ball. When he gets the ball, it appears BLINKING over his head.
- 2 If a fielder has the ball, fielding procedure causes him to THROW THE BALL TO THE BASEMAN SELECTED. The ball can ONLY be thrown to a baseman or the catcher, or returned to the pitcher.

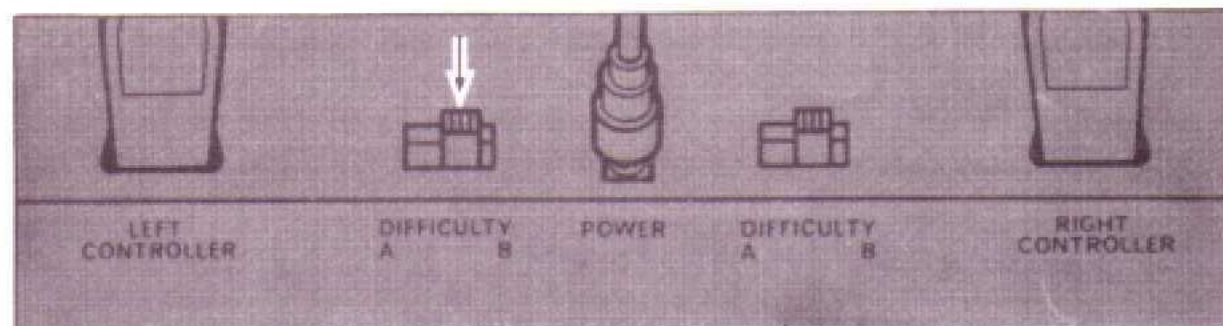
TO BAT:

TO SWING, PRESS THE RED BUTTON.

TO MOVE A RUNNER (Difficulty A only): Push joystick RIGHT to move runner FORWARD. Push joystick LEFT to move runner BACK.

DIFFICULTY SWITCHES

Only the LEFT Difficulty Switch makes any difference in game play. In "B" position, all baserunners AUTOMATICALLY advance one base after a hit. You do not control baserunners.



In "A" position, you control the LEAD baserunner. After a hit, all runners except the lead runner, automatically advance one base. Lead runner may move HALFWAY to the next base (if another runner is moving to occupy the base he was on). You must move him the rest of the way.

If the bases are empty after a hit, you must move the batter to first base.

When stealing a base, ONLY the lead runner moves when you advance him.

OFFENSE (Batting & Running)



Batter automatically appears when the pitcher gets the ball. All batters are right-handed.

WATCH THE PITCH. When the ball is in a good position to hit, SWING! (Press the RED button.) WHEN you swing determines WHERE the ball goes when hit.

(Early swing goes left; late swing goes right.) **Note:** BEFORE the pitcher throws the ball, the batter can select a fast swing by pushing the joystick forward or a slow swing (bunt) by pushing the joystick down.

AFTER A HIT, when playing at Difficulty B, batter automatically runs for first base and stops there. At Difficulty A, use the joystick to go for first, second, third, a home run! Remember: if you have men on base, you control the LEAD runner. Batter automatically goes for first. You cannot move your lead

runner back to a base which another runner is occupying or running toward. (No collisions.) If your opponent isn't paying attention, **GO FOR THE STEAL** (Difficulty A only). But be aware: your runners are only safe when standing **ON** a base.

Scoreboard keeps track of strikes and balls.

AFTER 4 BALLS, batter automatically takes first base.

After any pitch where no contact is made by the batter, your catcher gets the ball. Return it to the pitcher. (Press the Red button.) Ball is automatically returned to the pitcher after a **FOUL BALL**.

WINNING TIPS

1. Baseball is a game of defense. With a little practice on your fielding, you'll have a tremendous advantage.
 - Watch where the ball is traveling. Pick out the fielder closest to the spot where you expect the ball to drop. Get control of that fielder.
 - Move your fielder after the ball. Then get your throw off fast! Remember: no fly outs!
2. When batting, make 'em pitch to you. Let the bad pitches go by.
3. After a hit, **START RUNNING** immediately (on Difficulty A games). Don't be afraid to **STRETCH** your hits. Take 2nd, go for 3rd, etc.
4. When pitching, fake out your opponent. Throw a curve, then bring it back in over the plate.
5. After pitching the ball, get control of the pitcher immediately. (Press the red button after the ball is hit, without moving the joystick.) Many times the pitcher will be able to field the ball quickly and throw the batter out.

IMPORTANT: BE SURE TO TURN YOUR GAME UNIT OFF WHEN NOT IN USE.

90 DAY LIMITED WARRANTY

TELEGAMES warrants to the original consumer purchaser of any cartridge or cassette it manufactures that the product will be free of defects in material or workmanship for 90 days from the date of purchase. If defective, return the product along with proof of the date-of-purchase to either your local dealer or, postage prepaid, to:

TELEGAMES USA
BOX 901
LANCASTER, TX75146

TELEGAMES UK
KILBY BRIDGE, WIGSTON
LEICESTER LE81TE

for repair or replacement. This warranty gives you specific legal rights, and you may also have other rights which vary from state to state. This warranty does not cover damage resulting from accident, misuse or abuse.

THIS PRODUCT IS MANUFACTURED UNDER WORLDWIDE LICENSE BY

TELEGAMES