

SOLAR FOX™

For the Atari® 2600.™
For one or two players.

GAME PLAY INSTRUCTIONS

© MCMLXXXIII CBS Toys, A Division of CBS Inc.
*SOLAR FOX is a trademark of Bally Midway Mfg. Co.
© 1982, 1983 Bally Midway Mfg. Co. All Rights Reserved.
Atari® is a trademark of Atari, Inc.

CBS Electronics

SETTING UP YOUR VIDEO CONSOLE

1. Hook up your video game system, following manufacturer's instructions.

2. With the power OFF, plug in the video game cartridge.

3. Turn power ON. If no image appears, check the connection of your game system to the TV, then repeat steps 1-3.

4. Plug the Joystick Controllers *firmly* into the jacks of your video system. Use the LEFT CONTROLLER jack for one-player games.

5. Set the DIFFICULTY switches to A for fast cruise speed or to B for slow cruise speed (see SPEED CONTROL).

6. Use the GAME SELECT switch to select either the one-player, two-player or Parent-Play* versions. The game you select will be indicated on the screen.

Game 1—One-Player

Game 2—Two-Player

Game 3—One-Player (Parent-Play)

Game 4—Two-Player (Parent-Play)

*See "Parent-Play Versions" in back of booklet.

7. To start the game, press GAME RESET. The beginning of the game is announced by the playing of the Solar Fox War Cry, after which you may begin to navigate your Starship through the first matrix.

Note: Never remove your video game cartridge from the console unless the power is turned OFF.

M ISSION: SURVIVAL

Earth has just about had it, Solar Fox. Centuries of waste have brought us to the brink of global war for control of what precious energy resources we have left. There's only one chance for peace—you! In a far corner of the galaxy hover vast, intricate formations of solar energy cells guarded by ominous, fireball-shooting Sentinels. Your mission is to navigate through those matrixes and capture those cells! The faster your speed, the greater your reward. Your Starships utilize advanced gyro-directional technology, but the only weapon you have is your skill as a pilot. And the supreme test of that skill will take place in the infamous Challenge Racks, where you'll attempt to unravel the ultimate mystery of your mission. Good luck, Solar Fox!

OBJECT OF THE GAME

The object of SOLAR FOX is to successfully maneuver your Starship through a series of colorful, pulsating solar cell matrixes. Points are scored for each solar cell you capture and for how fast you clear each matrix. Players may also earn the right to complete Challenge Racks for bonus points and clues to the mystery of SOLAR FOX.



SOLAR FOX STARSHIPS


You begin each game with a squadron of three Starships. Only one Starship at a time may move about a matrix. The solid squares in the lower right hand corner of your screen indicate how many of your Starships are left.

Use your Joystick Controller to maneuver your Starship through each matrix. Hold the Joystick with the red button to your upper left toward the screen. The red button acts as your Starship's speed control. Starships have no firepower. You must *capture* the solar cells not shoot at them. You will be awarded one extra Starship for every ten matrixes cleared.

SPEED CONTROL

Your Starships travel at a preset cruise speed throughout each game. Set the DIFFICULTY switches to A for a fast cruise speed. Set the switches to B for a slow cruise speed.

At fast cruise speed, hold down the red button of your Joystick Controller to slow your Starship down. At slow cruise speed, hold down the red button to speed your Starship up. To return your Starship to its cruise speed, lift up on the red button.



SOLAR MATRIXES (RACKS)


There are twenty different solar cell matrixes, not counting Challenge Racks. Each matrix varies in its shape, composition, complexity and, in some cases, color. The more you play SOLAR FOX, the more familiar you'll become with the unique challenges each matrix presents to you. Racks 1 to 6 are composed of single solar cells. Racks 7 to 20 are made up of double solar cells; each cell must be passed over twice to be cleared from the screen. (Points are scored for both passes.)

When the last matrix is cleared the cycle of matrix patterns is repeated.



SENTINELS & FIREBALLS

Each of the twenty matrixes is guarded by two Sentinels. Each Sentinel continuously oscillates along the perimeter, shooting a pattern of deadly fireballs across the play field. Fireball patterns are based, in part, on your own Starship flight path. Fireballs will not destroy Sentinels; just your Starship. As you advance into more complex matrixes, the frequency of fireballs increases and their patterns become more erratic.



Score
Sentinel
Fireball
Starship
Skip-A-Rack
Timer
Number of
Ships
Remaining

SKIP-A-RACK™ TIMER

Each of the twenty matrixes is equipped with a Skip-A-Rack timer. If you begin a matrix and manage to clear it before the letters of SKIP-A-RACK disappear, you'll automatically skip the next matrix and earn all the points available from it. The length of time allotted for the Skip-A-Rack timer varies with the complexity of each matrix.

If your Starship is destroyed by a fireball before the Skip-A-Rack timer has elapsed, the timer is forfeited for that matrix.


There is no penalty for failing to beat the Skip-A-Rack timer.

CHALLENGE RACKS

After every fifth matrix of SOLAR FOX, a Challenge Rack appears. There are six different Challenge Racks throughout the game, making the total number of matrixes 26. These special matrixes require expert maneuvers and precise timing. You must clear the Challenge Rack of all its solar cells before all the letters of CHALLENGE! disappear. Points are scored for each solar cell captured, but *only if the entire matrix has been cleared*. When you complete the Challenge Rack, a code letter will briefly appear on the screen. This letter is part of a mystery word that has been programmed into your cartridge. To get all six letters, you must successfully complete all six Challenge Racks. This is no small feat as it requires a perfect mastery of the intricacies of SOLAR FOX. The mystery word is your key to exciting new surprises from CBS Electronics.

When you complete one Challenge Rack, you'll be able to take on the next one if you make it through the next five regular matrixes. If, however, you fail to complete a Challenge Rack, you'll have another shot at the *same one* if you make it through the next five regular matrixes.

Sentinels go into limbo and do not spit out fireballs for the duration of a Challenge Rack.



The Skip-A-Rack timer will not skip over a Challenge Rack. For example: If you complete the fourth matrix before the Skip-A-Rack timer elapses, you'll be able to play the first Challenge Rack before you skip to the sixth matrix.

There is no penalty for failing to complete a Challenge Rack besides receiving no points and having to face the same one again.

END OF GAME

The game ends when all of your Starships have been destroyed by the deadly fireballs.

TWO-PLAYER VERSION

Two players may compete in SOLAR FOX, alternating turns. Both Joystick Controllers are used in this version. Player One uses the Left Controller and has yellow ships. Player Two uses the Right Controller and has blue ships. At the end of the game the winning score is left displayed on the screen. Select Game 2 for this version.

PARENT-PLAY VERSIONS

Games 3 and 4 are, respectively, easier one- and two-player versions of SOLAR FOX that let parents have almost as much fun as their kids. The differences from the regular versions are as follows:

- Only the first six solar cell matrixes may be played. After the last cell of the sixth matrix is secured, the first matrix will appear and the cycle will start over again.
- Decreased speed and frequency of fireballs.
- No Skip-A-Rack timer.
- No Challenge Racks.

SCORING

Your score is displayed at the top of the screen throughout the game. In two-player versions, the second player's score appears at the bottom of the screen.

Solar Cell Point Values:

Racks 1 to 5	100 points
Racks 6 to 10	200 points
Racks 11 to 15	300 points
Racks 16 to 20	400 points
Successfully completed Challenge Racks	Number of cells in rack x cell point value of preceding matrix

STRATEGY HINTS

1. Learn to use and rely upon your speed control button. It may be the only thing that stands between you and many a deadly collision.
2. Avoid hovering around the matrix perimeters for too long. The sentinels will quickly sense your presence.
3. To save time, try to pick up as many cells as possible in a single direction before turning a corner to avoid a fireball.

CBS Electronics

VIDEO GAME CARTRIDGE LIMITED NINETY DAY WARRANTY

CBS Inc. ("CBS") warrants to the original consumer purchaser of this CBS Electronics cartridge for a period of ninety days from the date of purchase that it is free from any defects in materials or workmanship. If any such defect is discovered within the warranty period, CBS will repair or replace the cartridge, at its option, free of charge on receipt of the cartridge with proof of date of purchase, postage paid, at: CBS Electronics, 601 Doremus Avenue Newark, NJ 07105

In the event that your cartridge is replaced, the replacement will be continued on the original warranty for the balance of its term or for 30 days, whichever is longer.

This warranty is limited to the electronic circuitry and mechanical parts originally provided by CBS and is not applicable to normal wear and tear. This warranty shall

not apply to defects arising from abuse, unreasonable use, mistreatment or neglect.

ANY APPLICABLE IMPLIED WARRANTIES, INCLUDING WARRANTIES OF MERCHANTABILITY AND FITNESS, ARE HEREBY LIMITED TO NINETY DAYS FROM THE DATE OF PURCHASE. CONSEQUENTIAL OR INCIDENTAL DAMAGES RESULTING FROM A BREACH OF ANY APPLICABLE EXPRESS OR IMPLIED WARRANTIES ARE HEREBY EXCLUDED.

Some states do not allow limitations on how long an implied warranty lasts or do not allow the exclusion or limitations of incidental or consequential damages, so the above limitations or exclusions may not apply to you.

This warranty gives you specific legal rights and you may also have other rights which vary from state to state.

CBS Toys, A Division of CBS Inc., Newark, NJ 07105

2L 2206 0000